

- PLC
- HMI
- SENSOR
- ENCODER
- COUNTER
- INFORMATION

Programmer

DV-1000

Operation Display Panel

- The DL05/DL06/DL205/PZ/D4 are supported.
- Operation display panel common to programmable controllers
- Operation monitors, set values and message displays can be changed.
- Block monitor / Register monitor of the functional memory
- Overwriting the set value data of timer / counter
- Option monitor (User registration monitor)
- History display (Error / Message)
- Simple key entry (The functional memory of any PLC can be turned on/off by pressing the operation switch of the DV-1000.)



General Specifications

Items	Specifications
Storage Temperature	-20°C to 70°C
Use Ambient Temperature	0°C to 50°C
Ambient Humidity	Relative humidity 30% to 95% (No condensation)
Vibration Resistance	Compliant with MIL STD 810C, Method 514.2, JIS C0040, and sine wave oscillation test method
Impact Resistance	Compliant with JIS C0041 Compliant with MIL STD 810C, Method 516.2
Noise Resistance	NEMA (ICS3-304)
Surrounding Atmosphere in Place of Use	No corrosive gases

Performance Specifications

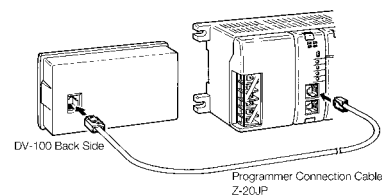
Items	Specifications
Display	LCD display (16 digits x 2 lines) with backlight
Operation Key	10 keys
Communication Function: Port 1	RS-232C Transmission distance: Within 10 m
Ambient Temperature	Use Ambient Temperature: 0 to +50°C/ Storage Temperature: -20 to +70°C
Ambient Humidity	Use / Storage ambient humidity: 30 to 95% RH (No condensation)
Vibration Resistance	Compliant with JIS C0040 and sine wave oscillation test method Half amplitude: 0.075 mm (10 to 57 Hz) 3 directions Constant acceleration: 10 m/s ² (57 to 150Hz) 3 directions Sweep: 1 octave / min ±10%
Impact Resistance	Compliant with JIS C 0041 Malfunction impact: Peak acceleration 150 m/s ² 11 ms 3 directions
Consumption Current	150 mA (Supplied from CPU)
Weight	160 g

Functional List

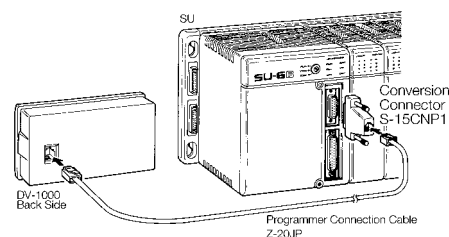
Items	Contents	Remarks
Comment Registration Set Value Change	Changes the set value by displaying the characters registered by users in place of the register No.(R) of the register for which the set value is changed.	DV-1000 password Operation is prohibited when closed.
Timer / Counter Set Value Change	Changes the set value of the counter and timer.	PZ series and D2-230 unusable DV-1000 password Operation is prohibited when closed.
Block Monitor	Displays the ON/OFF state of the functional memory that uses bits for input, output, and internal relay for 32 points.	
64 points Block Monitor	Displays the ON/OFF state of the functional memory that uses bit for 64 points.	
Register Data Monitor	Displays the numeric data stored in the register for 4 points.	
Message / Numerical Indication	Displays the messages and numeric values created with the user program of the PLC.	
Password	Permits / Prohibits the set value change functions.	
System Error History Display	Displays the self-diagnosis error history detected by the PLC.	
Message History Display	Displays the message history by the execution of FALT and HISTORY instructions.	
Simple Key Entry	Any functional memory can be turned ON/OFF by operating the switch on the DV-1000.	

Connection

Connection Between DV-1000 and DL05/DL06/DL205/PZ/D4 PLC



Connection Between DV-1000 and D4/SU-6M



- Common Subject Matter
- KOSTAC Safety AZ-C1
- SJ
- DL05/06
- DL205
- D4
- D3
- Programmer**
- DirectSOFT
- Terminator I/O
- Process Control
- ZIP LINK
- D4-HPP-1
- D2-HPP
- DV-1000**

Programmer

DV-1000

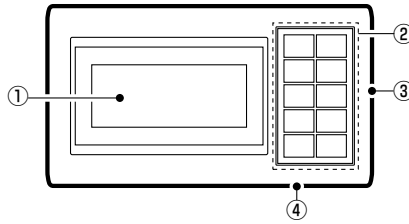
- PLC
- HMI
- SENSOR
- ENCODER
- COUNTER
- INFORMATION

Panel Explanation

① LCD display part

- 16 digits x 2 lines
- With backlight

④ Contrast control volume







② Operation switch (Sheet key)

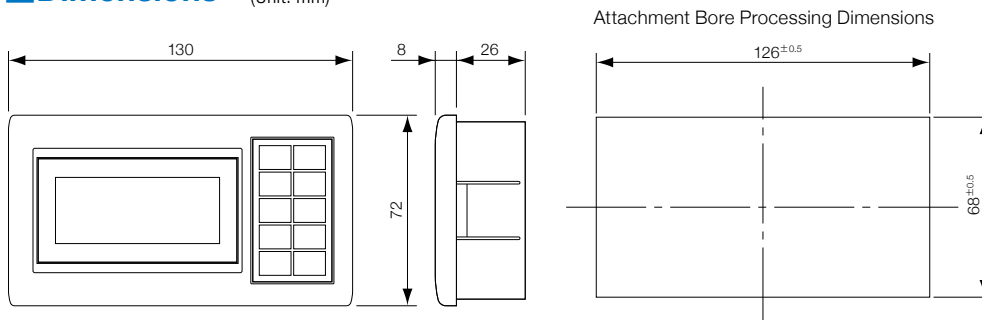
- Can be attached to the surface of the control panel.

③ One-touch installation switch

List of Components

Classification / Appearance (Reference)	Model Number	Name / Function
	DV-1000	Operation display panel Monitor / Message display Timer / Counter set value change, etc.
	Z-20JP	Programmer connection cable (2 m)
	S-15CNP1	Conversion connector between D4 programmer port and Z-20JP
	S-15HCNP1	Conversion connector D2-250-1 port 2 D2-260 port 2 ⇔ Z-20JP DL06 port 2 PZ3 port 2

Dimensions (Unit: mm)



- Common Subject Matter
- KOSTAC Safety AZ-C1
- SJ
- DL05/06
- DL205
- D4
- D3
- Programmer**
- DirectSOFT
- Terminator I/O
- Process Control
- ZIP LINK

- D4-HPP-1
- D2-HPP
- DV-1000**